

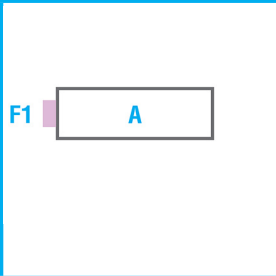
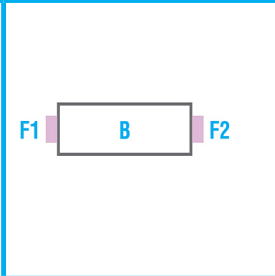
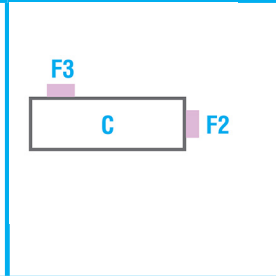
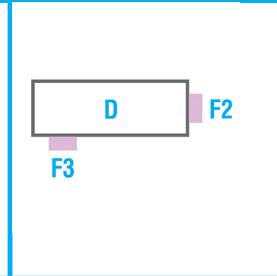
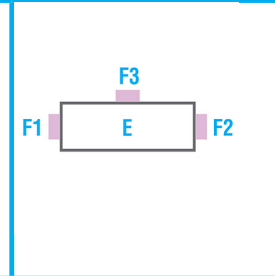
Follow the steps to configure your personalized pre-drilled junction box. For more information about personalized junction box and assembly details of fitting or cable gland in the junction box please download the technical data sheet.

Configuration steps

1. Select the dimension

Aluminium junction box	Dimensions (L x W x H) mm
Code	ISO 965-1
EU01	95 x 46 x 48
EU02	105 x 55 x 54
EU03	120 x 73 x 75
EU04	130 x 130 x 84

2. Type

				
Type A	Type B	Type C	Type D	Type E

If your junction box dimension or junction box pre-drill type or material is not listed in the configuratore please contact us or write us to info@euro2000-spa.it to personalize your pre-drilled junction box.

3. Select the drill hole (F1 or F2 or F3) is available for the corresponding junction box code

Aluminium junction box	Cylindrical type drill hole		
	Metric Drill hole	GAS Drill hole	PG Drill hole
Code	ISO 965-1	ISO 228	DIN 40430
-	-	1/4"	PG 9
EU01, EU02, EU03, EU04	M16x1.5	3/8"	PG 11
	M20x1.5	1/2"	PG 13.5
	M25x1.5	3/4"	PG 16
	M32x1.5	1"	PG 21
EU03, EU04	M40x1.5	1x1/4"	PG 29
	-	-	PG 36
EU04	M50x1.5	1x1/2"	PG 42
	M63x1.5	2"	PG 48